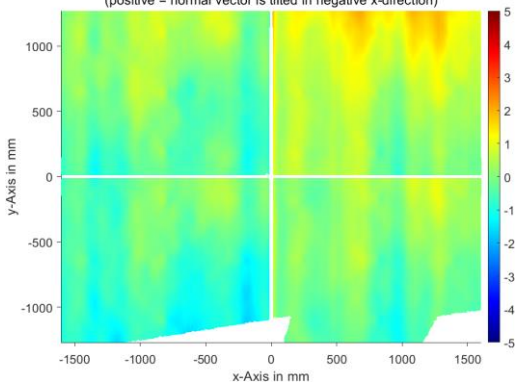
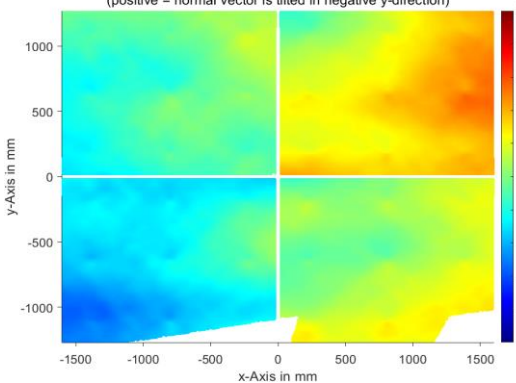
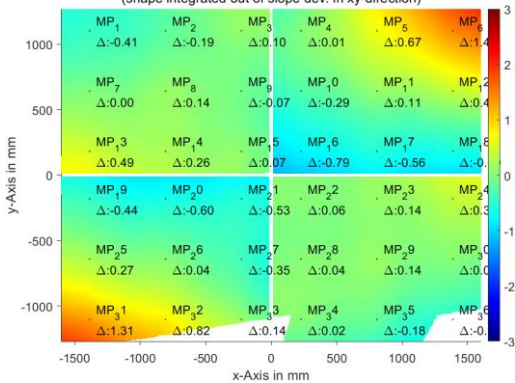
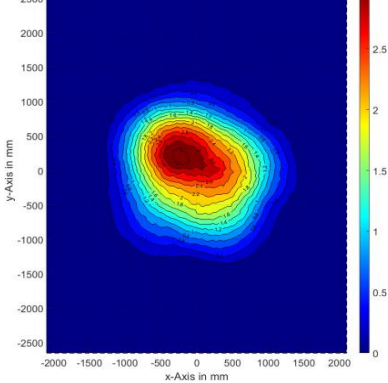


# QDec Measurement Summary

Measurement Information			
<b>Panel:</b>	Helio_AQ27	<b>Meas. Date:</b>	09.09.2021 - 22:47:43
<b>Paneltype:</b>	Heliostat	<b>Operator:</b>	DLR
<b>Setup:</b>	MeasPosition	<b>Comment:</b>	
<b>Negl. Rim:</b>	0 mm	<b>System:</b>	QDec_2014-101
<b>Orientation:</b>	Mean Slope to Zero	<b>Location:</b>	Jülich
Result Overview			
<b>Quality:</b>	no specifications	Evaluated Surface: 97.5 %	
Value	Measurement	Specification	Description
SDx	0.62 mrad		Slope deviation in x-direction (rms)
SDy	1.21 mrad		Slope deviation in y-direction (rms)
ICAP_D1	98.61 %		Intercept on aperture
Result Graphs			
<p>Slope Deviation in mrad of Heliokon Helio_AQ27 in x-Direction (positive = normal vector is tilted in negative x-direction)</p> 		<p>Slope Deviation in mrad of Heliokon Helio_AQ27 in y-Direction (positive = normal vector is tilted in negative y-direction)</p> 	
<p>Difference of Heliokon Helio_AQ27 to Ideal Shape in mm (shape integrated out of slope dev. in xy-direction)</p> 		<p>Flux Density in kW/m2 on Raytracing Target, Distance 1: 120.689 m</p> 	
Measurement System Information			
Config File:	130929_Helio	QDec Version:	1.0.5207 (06.10.2021)
Evaluation Date:	13.10.2021 - 14:17:51		
Last Calibration:	14.08.2014		
PDF Filename:	...\MeasData_210909\Results\Helio\Helio_AQ27\Helio_AQ27_Rim0_Result_211013141751.pdf		